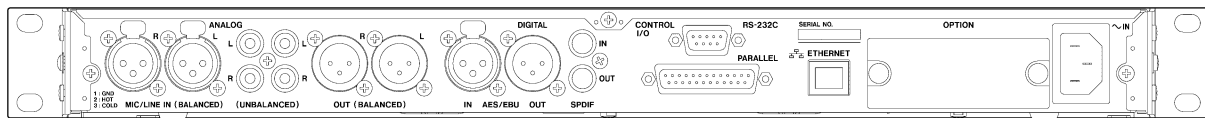



May, 2023

Product Spec Sheet  
Solid State/CD Recorder  
**SS-CDR250N**



■ **Specifications**

**General**

• **Recording media**

- SD cards (512 MB – 2 GB)
- SDHC cards (4 GB – 32 GB)
- SDXC cards (64 GB – 128 GB)
- USB flash drives (512 MB – 128 GB)
- CD-R, CD-R-DA, CD-RW, CD-RW-DA  
(12 cm (650 MB/700 MB) only, High Speed supported for CD-RW)

• **Recording and playback file formats**

- MP3: 44.1/48 kHz, 64/128/192/256/320 kbps
- WAV: 44.1/48/96 kHz, 16/24-bit
- CD-DA: 44.1 kHz, 16-bit

• **Number of channels**

- 2 channels (stereo)
- 1 channel (mono)

**Input and output**

**Analog audio input and output ratings**

• **Analog input (unbalanced) jacks**

- Connectors: RCA pin jacks
- Rated input level: -10 dBV (0.316 Vrms)
- Maximum input level: +6 dBV (2.0 Vrms)
- Input impedance: 10 kΩ or higher

• **Analog input (balanced) jacks**

- Connectors: XLR-3-31 (1: GND, 2: HOT, 3: COLD)

**For line**

Nominal input level:	+4 dBu (1.23 Vrms, when Ref. Level set to other than -9 dBFS) +6 dBu (1.55 Vrms, when Ref. Level set to -9 dBFS)
Maximum input level (switchable):	+15 dBu (4.36 Vrms, Ref. Level: -9 dBFS) +18 dBu (6.16 Vrms, Ref. Level: -14 dBFS) +20 dBu (7.75 Vrms, Ref. Level: -16 dBFS) +22 dBu (9.76 Vrms, Ref. Level: -18 dBFS) +24 dBu (12.28 Vrms, Ref. Level: -20 dBFS)
Input impedance:	10 k $\Omega$ or higher

**For mic (phantom power supported)**

Maximum input level:	+4 dBu (1.23 Vrms)
Minimum input level:	-70 dBu (245 $\mu$ Vrms) or higher
Input impedance:	2.2 k $\Omega$ or higher

**• Analog output (unbalanced) jacks**

Connectors:	RCA pin jacks
Rated output level:	-10 dBV (0.316 Vrms)
Maximum output level:	+6 dBV (2.0 Vrms)
Output impedance:	200 $\Omega$

**• Analog output (balanced) jacks**

Connectors:	XLR-3-32 (1: GND, 2: HOT, 3: COLD)
Nominal output level:	+4 dBu (1.23 Vrms, when Ref. Level set to other than -9 dBFS) +6 dBu (1.55 Vrms, when Ref. Level set to -9 dBFS)
Maximum output level (switchable):	+15 dBu (4.36 Vrms, Ref. Level: -9 dBFS) +18 dBu (6.16 Vrms, Ref. Level: -14 dBFS) +20 dBu (7.75 Vrms, Ref. Level: -16 dBFS) +22 dBu (9.76 Vrms, Ref. Level: -18 dBFS) +24 dBu (12.28 Vrms, Ref. Level: -20 dBFS)
Output impedance:	200 $\Omega$

**• Phones jack**

Connector:	6.3 mm (1/4") standard stereo jack
Maximum output level:	45 mW + 45 mW or higher (THD+N 0.1% or less, into 32 $\Omega$ load)

**Digital audio input/output ratings****• Digital input (AES/EBU) jack**

Connector:	XLR-3-31
Input impedance:	110 $\Omega$
Format:	AES3-2003/IEC60958-4 (AES/EBU)
Supported sampling frequencies:	44.1, 48, 96 kHz
When SRC ON, 32 kHz - 192 kHz can be received	

**• Digital input (S/PDIF) jack**

Connector:	RCA pin jack
Format:	IEC60958-3
Supported sampling frequencies:	44.1, 48, 96 kHz
When SRC ON, 32 kHz - 192 kHz can be received	

**• Digital output (AES/EBU) jack**

Connector:	XLR-3-32
Output impedance:	110 $\Omega$
Format:	AES3-2003/IEC60958-4 (AES/EBU)
Supported sampling frequencies:	44.1, 48, 96 kHz

**• Digital output (S/PDIF) jack**

Connector:	RCA pin jack
Format:	IEC60958-3

**Control input/output****•Remote jack**

Connector: 2.5 mm (3/32") TRS jack (for TASCAM RC-3F or RC-20 (sold separately))

**•USB port**

Connector: 4-pin USB A-type  
Protocol: USB 2.0 HIGH SPEED (480 Mbps)

**•RS-232C connector**

D-sub 9-pin (female, inch-standard)

**•Parallel connector**

D-sub 25-pin (female, inch-standard)

Maximum input voltage: +5.5 V  
High level minimum input voltage: +2.31 V  
Low level maximum input voltage: +0.99 V  
Output format: Open collector (10  $\Omega$  output impedance, 20 V withstand voltage, 35 mA maximum)  
Low level maximum output voltage: 0.5 V  
+5 V power supply maximum supplied current: 100 mA

**•Ethernet connector**

Connector: RJ45  
Compatible standard: 100BASE-TX

**NOTE****•Encryption protocol standards**

- SSLv3/TLSv1 supported
- TLSv1 support includes TLSv1.0/1.1/1.2
- Encryption algorithms: ARC4 (RC4), DES, 3DES, AES
- Hash algorithms: MD5, SHA1, SHA256

**Audio performance****•Frequency response**

20 Hz - 20 kHz: +/-0.5 dB (LINE IN or MIC IN to LINE OUT,  $F_s = 44.1/48$  kHz, JEITA)  
20 Hz - 40 kHz: +0.5/-3 dB (LINE IN or MIC IN to LINE OUT,  $F_s = 96$  kHz, JEITA)

**•Distortion**

0.002% or less (LINE IN to LINE OUT, Ref. Level: -16 dBFS,  $F_s = 44.1/48/96$  kHz, JEITA)

**•S/N ratio**

106 dB or more (LINE IN to LINE OUT,  $F_s = 44.1/48/96$  kHz, JEITA)

**•Dynamic range**

106 dB or more (LINE IN to LINE OUT,  $F_s = 44.1/48/96$  kHz, JEITA)

**•Crosstalk between channels**

100 dB or more (LINE IN to LINE OUT,  $F_s = 44.1/48/96$  kHz, JEITA)

**•Equivalent input noise (EIN)**

-125 dBu or less (150  $\Omega$ , 20 kHz LPF, A-weighted)

Note: JEITA indicates compliance with JEITA CP-2150

**Other****•Power**

AC 100-240 V, 50-60 Hz

**•Power consumption**

When using RC-SS150, IF-DA2  
22 W

**•Dimensions**

482.6 × 45 × 300.5 mm (W x H x D)

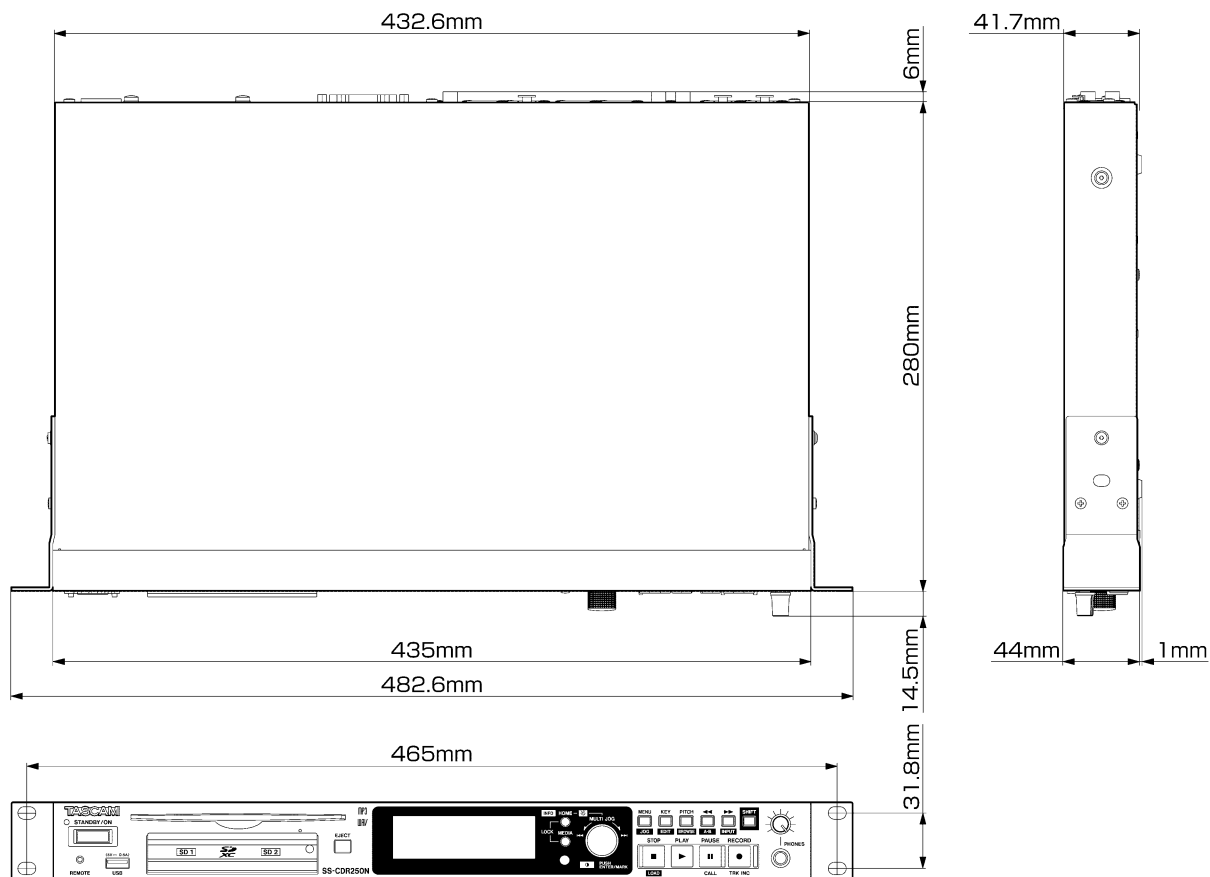
•Weight

3.2 kg

•Operating temperature range

5°C - 35°C

### Dimensional drawings



※TASCAM is trademark of TEAC CORPORATION, registered in the U.S. and other countries.

※Other company names, product names and logos are the trademarks or registered trademarks of their owners.

※Specifications and appearance are subject to change without notice.

※All information included in this document is as of May, 2023.